

NH fuse-links gTr 400VAC

middle indicator/live gripping-lugs size 2, 3, 4a

LOW VOLTAGE IEC FUSES

IEC NH FUSE-LINKS



The NH system is classified among plug-in fuse systems and is composed of:

- fuse-base, (possibly including terminal covers and phase barriers)
- fuse-link with blade contact
- fuse-link replacement device (LV HRC fuse puller)

Since the design of this system cannot guarantee non-interchangeability of rated current, it must be handled by a qualified professional.

NH-fuse links „gTr“ are used for the protection of transformers. The time/current characteristic is especially adapted to that of the protected transformer and implies optimal selectivity to NH-fuse links characteristic gG. The fuses can be loaded with 1,3 times nominal current for up to 10 hours. The fuse link operates at 1,5 times nominal transformer current within 2 hours.

TECHNICAL DATA OVERVIEW

Voltage AC	400 VAC
Nominal capacity of transformer	50 ... 1000 kVA
Ampere Range (A)	72 ... 1443 A
Size per Standard	Sizes 2, 3, 4a
Speed/Characteristic	gTr
I.R. AC (IEC)	100 kA
Body Material	ceramic
Contact Materials	copper, silver-plated

FEATURES & BENEFITS

- Maximum transformer capacity (up to 1,3 x In)
- Reduction of unnecessary interruption of operation
- Precise cut off of overload
- Characteristic adapted to the transformer
- Resistant to ageing
- Selectivity to fuse links gG
- High current limiting
- High breaking capacity
- Easy selection between transformer and fuse link

APPLICATIONS

- Protection of transformers

STANDARDS

- VDE 0636 Part 201
- IEC 60269-1 and -2



NH fuse-links gTr 400VAC

middle indicator/live gripping-lugs size 2, 3, 4a

PRODUCT RANGE



NH2GTR250KVA

Size 2C&2 gTr 400VAC middle indicator

Catalog number	Item number	Rated current I_n	Power dissipation at I_n	Transformer nominal capacity	Width	Package	Weight
NH2GTR50KVA	S1028691	72 A	5.5 W	50 kVA	40 mm	3/30	0.5 kg
NH2GTR75KVA	T1028692	108 A	7.3 W	75 kVA	40 mm	3/30	0.5 kg
NH2GTR100KVA	V1028693	144 A	9 W	100 kVA	40 mm	3/30	0.5 kg
NH2GTR125KVA	W1028694	180 A	11.2 W	125 kVA	40 mm	3/30	0.5 kg
NH2GTR160KVA	Y1028696	231 A	14 W	160 kVA	40 mm	3/30	0.5 kg
NH2GTR200KVA	G1030498	289 A	16 W	200 kVA	50 mm	3/24	0.5 kg
NH2GTR250KVA	H1030499	361 A	21 W	250 kVA	50 mm	3/24	0.5 kg



NH3GTR630KVA

Size 3C&3 gTr 400VAC middle indicator

Catalog number	Item number	Rated current I_n	Power dissipation at I_n	Transformer nominal capacity	Width	Package	Weight
NH3GTR50KVA	J1030500A	72 A	5.5 W	50 kVA	50 mm	1	1 kg
NH3GTR75KVA	K1030501A	108 A	7.3 W	75 kVA	50 mm	1	1 kg
NH3GTR100KVA	L1030502A	144 A	9 W	100 kVA	50 mm	1	1 kg
NH3GTR125KVA	J1028706A	180 A	11.2 W	125 kVA	50 mm	1	1 kg
NH3GTR160KVA	M1030503A	231 A	14 W	160 kVA	50 mm	1	1 kg
NH3GTR200KVA	N1030504A	289 A	16 W	200 kVA	50 mm	1	1 kg
NH3GTR250KVA	P1030505A	361 A	21 W	250 kVA	50 mm	1	1 kg
NH3GTR315KVA	Y1030513A	455 A	25 W	315 kVA	71 mm	1	1 kg
NH3GTR400KVA	Z1030514A	577 A	31 W	400 kVA	71 mm	1	1 kg
NH3GTR500KVA	H1028705A	722 A	53 W	500 kVA	71 mm	1	1 kg
NH3GTR630KVA	A1030515A	909 A	62 W	630 kVA	71 mm	1	1 kg



NH4A2GTR1000KVA

Size 4aC&4a gTr 400VAC middle indicator

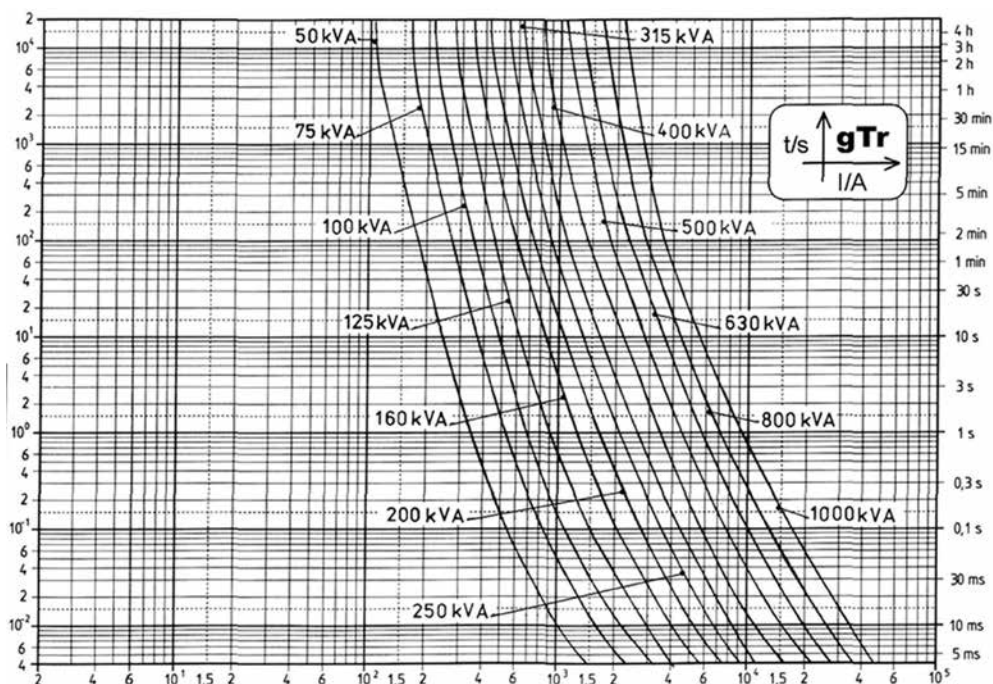
Catalog number	Item number	Rated current I_n	Power dissipation at I_n	Transformer nominal capacity	Width	Package	Weight
NH4AGTR100KVA	X1028718A	144 A	12 W	100 kVA	73 mm	1	2.2 kg
NH4AGTR125KVA	Y1028719	180 A	15 W	125 kVA	73 mm	1	2.2 kg
NH4AGTR160KVA	Z1028720	231 A	18 W	160 kVA	73 mm	1	2.2 kg
NH4AGTR200KVA	A1028721	289 A	23 W	200 kVA	73 mm	1	2.2 kg
NH4AGTR250KVA	B1028722	361 A	28 W	250 kVA	73 mm	1	2.2 kg
NH4AGTR315KVA	C1028723	455 A	32 W	315 kVA	73 mm	1	2.2 kg
NH4AGTR400KVA	D1028724	577 A	39 W	400 kVA	73 mm	1	2.2 kg
NH4A2GTR500KVA	H1030522	722 A	49 W	500 kVA	98 mm	1	2.2 kg
NH4A2GTR630KVA	J1030523	909 A	66 W	630 kVA	98 mm	1	2.2 kg
NH4A2GTR800KVA	K1030524	1155 A	81 W	800 kVA	98 mm	1	2.2 kg
NH4A2GTR1000KVA	L1030525	1443 A	108 W	1000 kVA	98 mm	1	2.2 kg

MERSEN reserves the right to change, update or correct, without notice, any information contained in this datasheet.

NH fuse-links gTr 400VAC

middle indicator/live gripping-lugs size 2, 3, 4a

TIME CURRENT CHARACTERISTIC CURVES

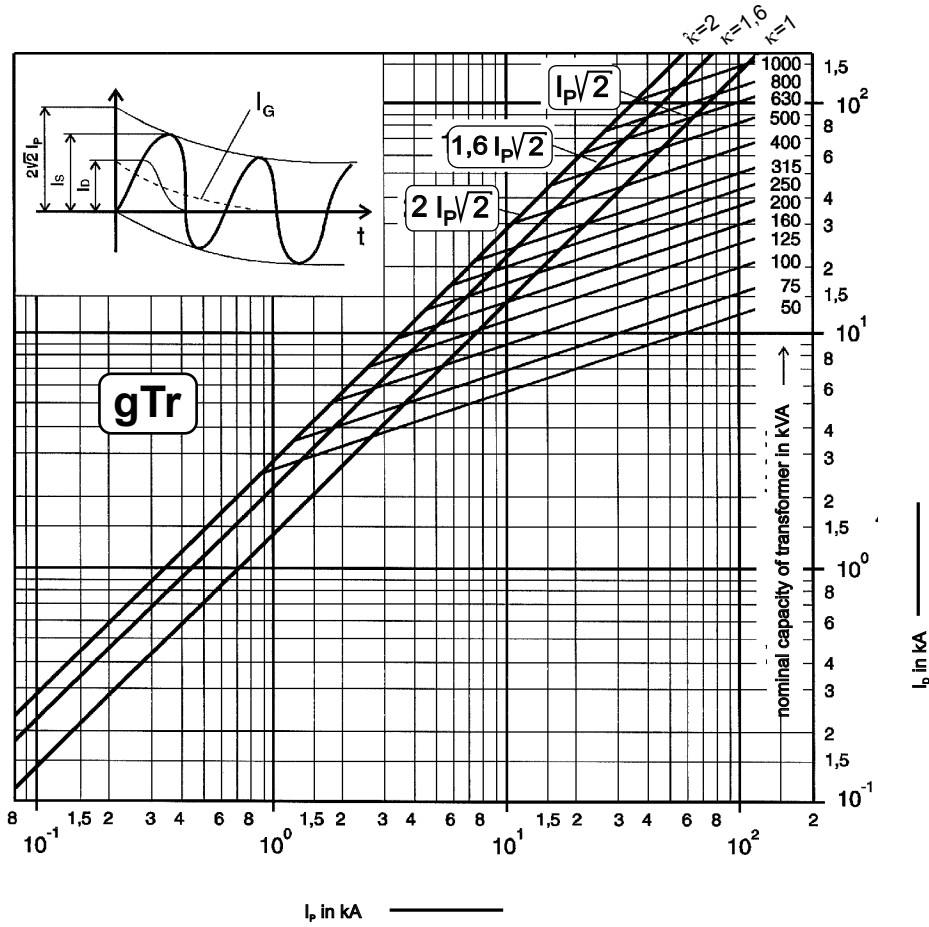


MERSEN reserves the right to change, update or correct, without notice, any information contained in this datasheet.

NH fuse-links gTr 400VAC

middle indicator/live gripping-lugs size 2, 3, 4a

CUT-OFF CURRENT CHARACTERISTIC

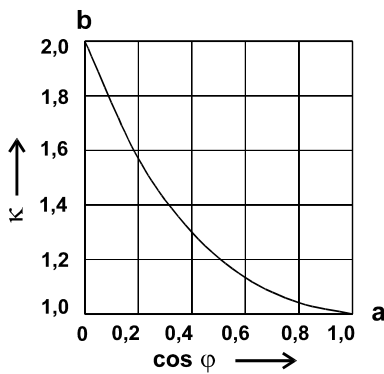


CORRECTION FACTOR

Correction factor of aperiodic component

a ... short_circuit current without direct current component ($k = 1$)

b ... short circuit current with direct current component ($k = 2$)

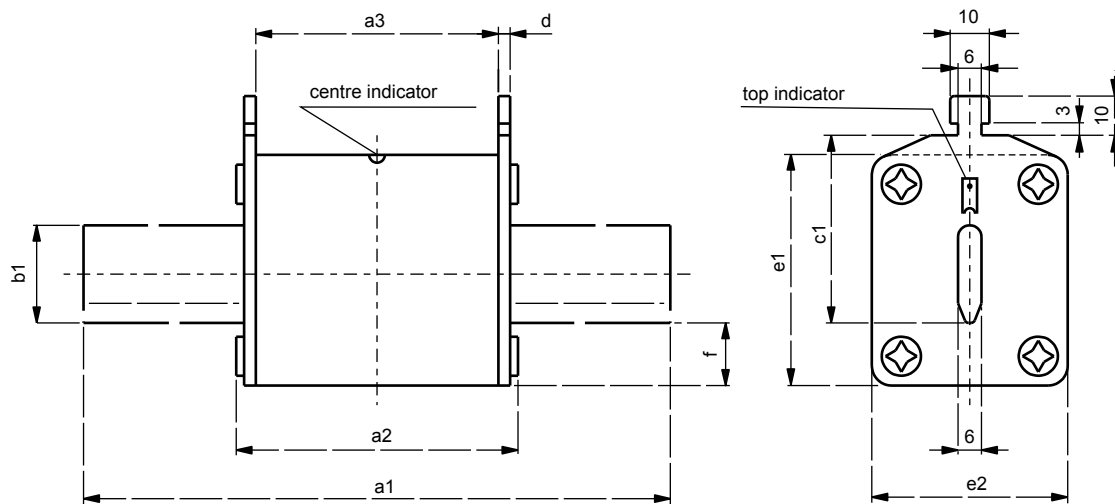


NH fuse-links gTr 400VAC

middle indicator/live gripping-lugs size 2, 3, 4a

DIMENSIONS

IEC LV NH_fuse link gTr size 2, 3, 4a (M02037_gTr)



size	a1	a2	a3	b1	c1	d	e1	e2	f	design	
2	150	72	62	20	48	2.5	48	40	12	live tags compact	
				25			59	50		live tags standard	
		74	64	20		2	53	42		14	insulated tags compact
				25			60	53			insulated tags standard
3	150	73	62	25	60	2.8	59	50	13	live tags compact	
				32			71	71		17	live tags standard
		74	64	25		2	60	53		14	insulated tags compact
				32			75	73		17	insulated tags standard
4a	200	96	82	50	85	4.0	109	98	27	live tags	

Dimensions in mm

MERSEN reserves the right to change, update or correct, without notice, any information contained in this datasheet.